


Designing *Daily Beauty*

Everyday Life (Alltag), the first quilt I created on the theme of everyday life, reflects on the unsuspected beauty of materials used in such unspectacular daily activities as housecleaning and laundry.



Everyday Life (Alltag), 2009, 49" × 76" (124cm × 193cm), by author

everyday
LIFE



Color-catch towels put in the washing machine are beautifully colored by absorbing the dyes that would have bled onto other clothes.



Floor rag—a fantastic texture!



First Concepts of Daily Beauty

As so often happens in my work, this project started with a particular material: round cotton pads used in beauty care. I liked their shape, their size, and their texture. The ones I used have a smooth surface on at least one side. I bought a package, thinking I would experiment someday to see whether the cotton pads could be dyed. I put the package on a shelf in my studio, where it stayed for quite a while—until I came up with the idea for *Daily Beauty*.

In my workbook, I sketched a quick drawing of what the quilt could look like—a somewhat triangular shape. I drew it as a very long quilt, narrowing to the right, thus giving a sensation of a long (even indefinite) period of time.



The basic characteristics of the quilt were clear from the beginning:

- Many different colors and materials for the squares
- Many different techniques and materials to attach the cotton pads
- Opulent, colorful, chaotic, irritating—just the way life is
- Irregular length to illustrate how the passing of time is felt—sometimes the week never ends, while other times days just fly by

Design Issues


Even though the quilt's basic design was set in my mind, I still had many questions to answer before I could start working on the actual piece.

Experimenting with Materials, Block Size, and Arrangement


While perusing the local drugstore, I found out that there were different kinds of cotton pads.



Oval pads








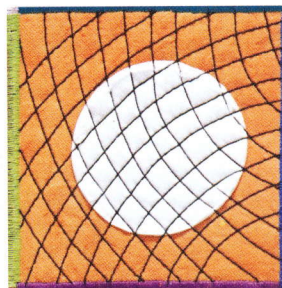

Round pads



Square pads

CREATE A SERIES *of* 10

Design 10 grid variations.




Playing with Different Materials

As quilters, we work with two basic materials: fabric and thread. There is no reason to use only one type of fabric; and why confine yourself to fabric only? Try using:



Organza




Commercial cotton fabric



Silk



Floor rag—Look at that great texture!



Hand-dyed fabric



Linen



Or even plastic





